



### Woodward's Subscription to Atomic Learning

We recently purchased a subscription to Atomic Learning software training for our students, parents and teachers.

- Atomic Learning offers more than 35,000 web-based short, to-the-point, movie tutorials, on more than 110 different applications including Microsoft Word, PowerPoint, Excel, Access, Publisher and Outlook, Dreamweaver, Inspiration, Photoshop, Adobe Acrobat, Internet Explorer, Imovie, etc. Atomic Learning also includes Windows and MAC Operating System basics.
- The 1-3 minute tutorials focus on providing answers to those questions most commonly asked by parents and students.

## Software Training. When and where you need it.

Atomic Learning provides web-based software training and support for more than 110 applications students and educators use everyday. You get just-in-time answers to your "How do I do that?" software questions.

Our short, easy-to-view-and-understand tutorials are an integral part of a professional development program, a valuable curriculum supplement, and an anytime/anywhere training resource.

It's like having a technology specialist in every classroom.

Consider:

- Professional development and student training
- Over 30,000 tutorials on more than 110 applications
- Helping you incorporate more interactive, engaging course activities through ready-made, project-based lesson plans
- Reduce the time needed to "teach the technology" and increase time spent on course content
- Aligned to state standards
- Available 24/7 from school or home
- New tutorials every 45 days


With Atomic Learning, you don't have to know everything about software. Because we do.



*[Web-based software training and support.]*



# Getting Started Guide



## 1. Log on to Atomic Learning.

Go to [www.AtomicLearning.com](http://www.AtomicLearning.com) and type in the username and password provided for you by Atomic Learning's customer support team.

**Note:** You may not see the username and password fields if your school automatically logs you in.

all lowercase

Username: woodward

Password: academy

## 2. Find what you need.

- A** Use the blue tabs to easily navigate around the Web site.
- B** Type in your software question here and click Go! to find your answer.
- C** These articles will keep you up to date on industry happenings, updates, events and new releases from Atomic Learning.
- D** Look at the column on the right hand side for Getting Started information, access to AL's User Forum, featured Lesson Accelerators and other helpful links.
- E** Before you can watch our award-winning tutorials, you may need to download either Flash or QuickTime. Visit the links for more information.

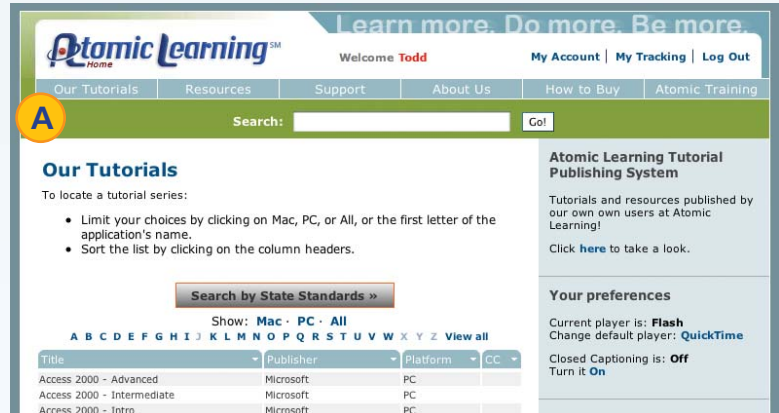
## 3. Points of interest.

### A Our Tutorials

- Click on the Our Tutorials link in the navigation bar to access an index of tutorial series. From there, you can sort the tutorial series by application, platform, or publisher. Once you click on the series you have chosen, you'll be taken to the list of tutorials.
- Search for tutorials by state standards.
- You can also look for tutorials by using the search feature at the top of the page—just type in your software question!

### B Resources

- Click on the Resources tab in the navigation bar to access Lesson Accelerators. Lesson Accelerators are ready-made student projects that incorporate technology. All Lesson Accelerators include a lesson plan, tutorials to guide students through the project, an assessment rubric and a sample finished product.
- From the Resources tab, you can also access Workshops. These are a great tool for professional development. Learn about mail merge, designing newsletters, creating wikis, and more!
- You can also search for Atomic Learning resources by state standards.
- Atomic Learning's Video Storytelling Guide is another valuable resource. This guide will help improve the quality and effectiveness of your video stories. You can also download the FREE Video StoryBoard Pro software which many teachers and students use to create video projects.



**Our Tutorials**

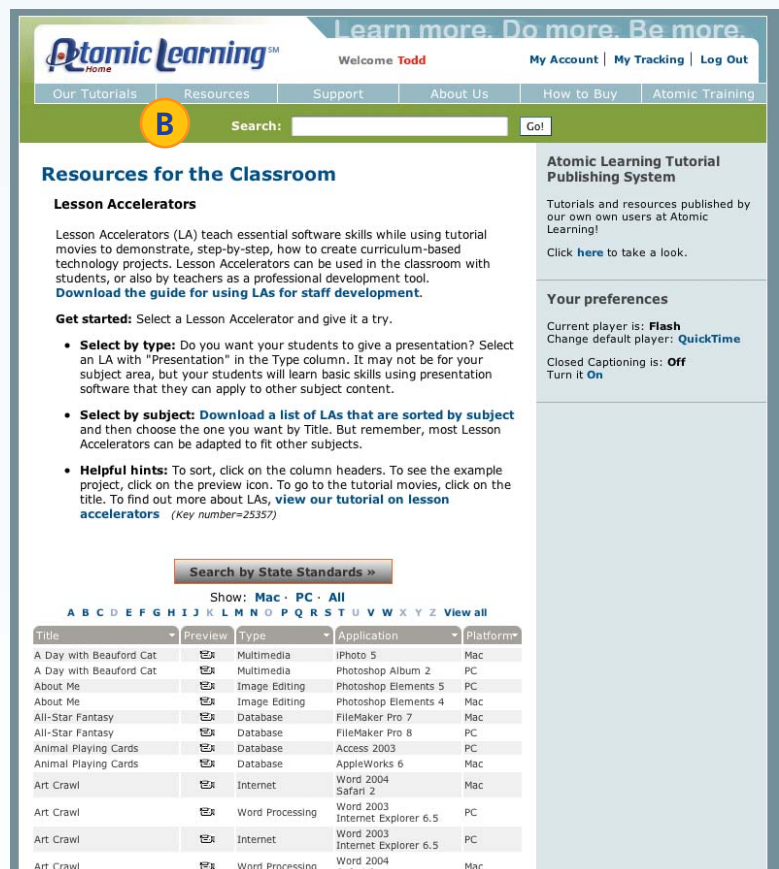
To locate a tutorial series:

- Limit your choices by clicking on Mac, PC, or All, or the first letter of the application's name.
- Sort the list by clicking on the column headers.

Search by State Standards »

Show: Mac · PC · All

A	B	C	D	E	F	G	H	I	J	K	L	M	N	O	P	Q	R	S	T	U	V	W	X	Y	Z	View all
Title																					Publisher		Platform		CC	
Access 2000 - Advanced																					Microsoft		PC			
Access 2000 - Intermediate																					Microsoft		PC			
Access 2000 - Intro																					Microsoft		PC			



**Resources for the Classroom**

**Lesson Accelerators**

Lesson Accelerators (LA) teach essential software skills while using tutorial movies to demonstrate, step-by-step, how to create curriculum-based technology projects. Lesson Accelerators can be used in the classroom with students, or also by teachers as a professional development tool.

**Download the guide for using LAs for staff development.**

**Get started:** Select a Lesson Accelerator and give it a try.

- **Select by type:** Do you want your students to give a presentation? Select an LA with "Presentation" in the Type column. It may not be for your subject area, but your students will learn basic skills using presentation software that they can apply to other subject content.
- **Select by subject:** Download a list of LAs that are sorted by subject and then choose the one you want by Title. But remember, most Lesson Accelerators can be adapted to fit other subjects.
- **Helpful hints:** To sort, click on the column headers. To see the example project, click on the preview icon. To go to the tutorial movies, click on the title. To find out more about LAs, [view our tutorial on lesson accelerators](#) (Key number=25357)

Search by State Standards »

Show: Mac · PC · All

A	B	C	D	E	F	G	H	I	J	K	L	M	N	O	P	Q	R	S	T	U	V	W	X	Y	Z	View all
Title																					Preview	Type	Application	Platform		
A Day with Beauford Cat																					📺	Multimedia	iPhoto 5	Mac		
A Day with Beauford Cat																					📺	Multimedia	Photoshop Album 2	PC		
About Me																					📺	Image Editing	Photoshop Elements 5	PC		
All-Star Fantasy																					📺	Image Editing	Photoshop Elements 4	Mac		
All-Star Fantasy																					📺	Database	FileMaker Pro 7	Mac		
Animal Playing Cards																					📺	Database	FileMaker Pro 8	PC		
Animal Playing Cards																					📺	Database	Access 2003	PC		
Animal Playing Cards																					📺	Database	AppleWorks 6	Mac		
Art Crawl																					📺	Internet	Word 2004 Safari 2	Mac		
Art Crawl																					📺	Word Processing	Word 2003 Internet Explorer 6.5	PC		
Art Crawl																					📺	Internet	Word 2003 Internet Explorer 6.5	PC		
Art Crawl																					📺	Word Processing	Word 2004 Safari 2	Mac		



# Getting Started Guide



## C Tutorials in Spanish

— We also have many software tutorials for Spanish-speakers. Select the Spanish link under the Our Tutorials tab for a complete list of offerings.

## D Closed Captioning

— Thousands of Atomic Learning's tutorials are closed captioned. Look for the closed-captioning tool on a series page to turn this function on or off.



# 4. Training and support.

Atomic Learning will be with you every step of the way to help you successfully implement technology learning within your school. Visit these areas for helpful tools and resources.

- A the Atomic Toolkit
- B Get the Word Out Kit
- C Getting Started tutorials
- D FAQs
- E Support materials
- F Contact Us
- G Online training sessions

**Note:** You can also sign up to receive AL's *Weekly Tech Tips* and e-newsletters. From the home page, select the newsletter link in the right column.

